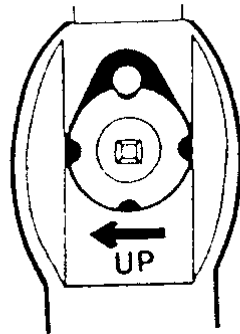


Figure 7-1. Elements of Zeroing.

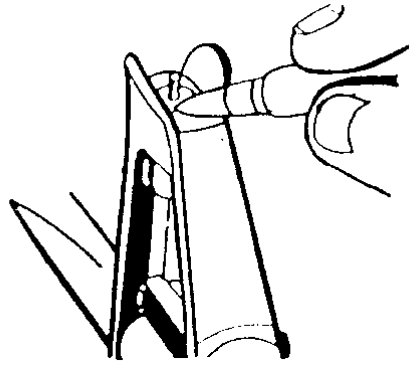
7-1

Fig. 9-1



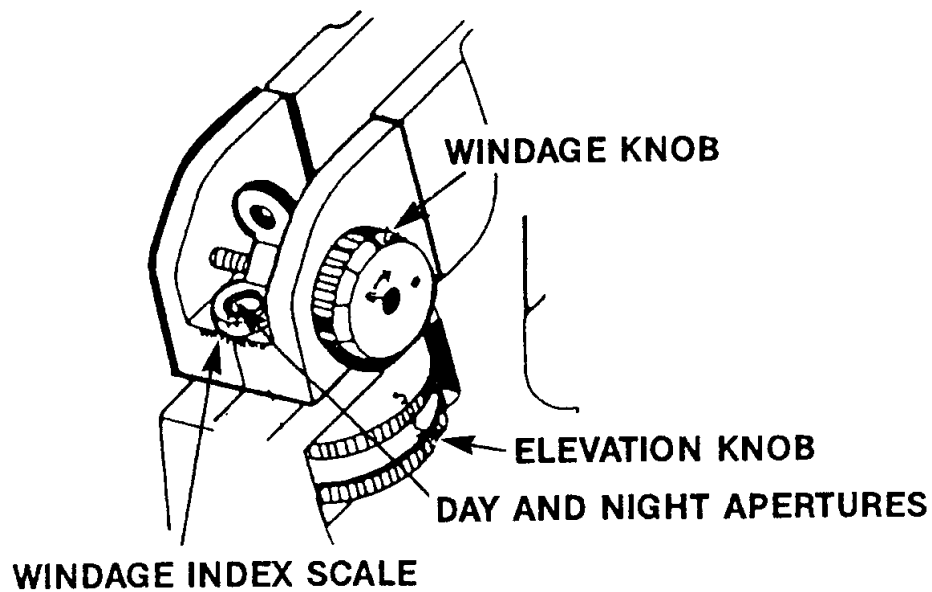
**Figure 7-3. Front Sight.**

Fig. 9-2



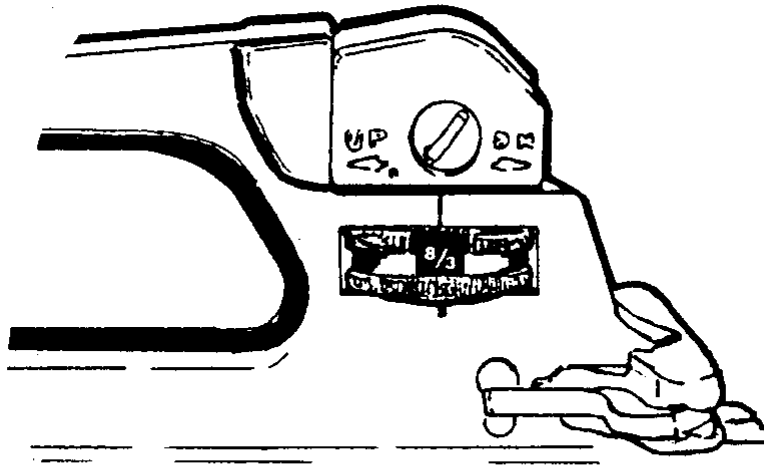
**Figure 7-4. Front Sight Adjustment.**

Fig. 9-3



**Figure 7-6. Rear Sight.**

Fig. 9-4



**Figure 7-9. Elevation Knob Set at 8/3.**


Fig. 9-5



Fig. 9-6



Fig. 9-7




**Figure 7-10. Windage Knob.**

Fig. 9-8




Fig. 9-9



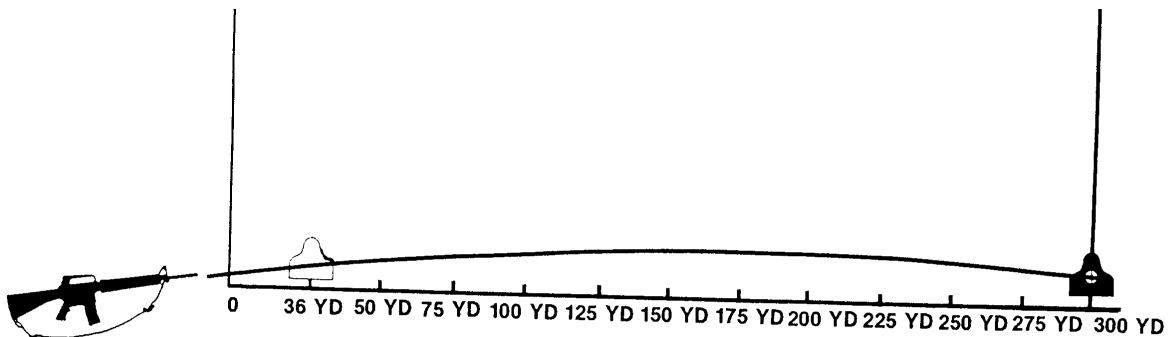
**Figure 7-9. Elevation Knob Set at 8/3.**

Fig. 9-10



**Figure 7-12. Marking Windage Knob.**

Fig. 9-11



**Figure 7-2. 300-Yard Zero.**

Fig. 9-15